

DAE-1G SERIES, 1WATT, 5.2KVDC, UNREGULATED

FEATURES:

- ✓ 5200Vdc isolation voltage
- ✓ Low isolation capacitance
- ✓ Operating temperature range -40°C to +85°C
- ✓ Short circuit protection
- ✓ 3 year warranty



Model	Input voltage (Vdc)	Output voltage (Vdc)	Output current (mA)		Efficiency Typ.
			Min.	Max.	
DAE1-0511G	5(4.5~5.5)	5	20	200	70%
DAE1-0512G		9	11	110	74%
DAE1-0513G		12	8.3	83	75%
DAE1-0514G		15	6.8	68	77%
DAE1-0515G		24	4.2	42	70%
DAE1-0521G		±5	10	100	70%
DAE1-0522G		±9	5.5	55	71%
DAE1-0523G		±12	4	40	72%
DAE1-0524G		±15	3.3	33	73%
DAE1-0525G		±24	2.1	21	74%
DAE1-1211G	12(10.8~13.2)	5	20	200	70%
DAE1-1212G		9	11	110	74%
DAE1-1213G		12	8.3	83	75%
DAE1-1214G		15	6.8	68	77%
DAE1-1215G		24	4.2	42	75%
DAE1-1221G		±5	10	100	70%
DAE1-1222G		±9	5.5	55	71%
DAE1-1223G		±12	4	40	72%
DAE1-1224G		±15	3.3	33	73%
DAE1-1225G		±24	2.1	21	72%
DAE1-1511G	15(13.5~16.5)	5	20	200	70%
DAE1-1512G		9	11	110	80%
DAE1-1513G		12	8.3	83	80%
DAE1-1514G		15	6.8	68	77%
DAE1-1515G		24	4.2	42	77%
DAE1-1521G		±5	10	100	70%
DAE1-1522G		±9	5.5	55	70%
DAE1-1523G		±12	4	40	72%
DAE1-1524G		±15	3.3	33	75%
DAE1-1525G		±24	2.1	21	75%

**DAE-1G SERIES, 1WATT, 5.2KVDC, UNREGULATED**

Model	Input voltage (Vdc)	Output voltage (Vdc)	Output current (mA)		Efficiency Typ.
			Min.	Max.	
DAE1-2411G	24(21.6~26.4)	5	20	200	70%
DAE1-2412G		9	11	110	74%
DAE1-2413G		12	8.3	83	75%
DAE1-2414G		15	6.8	68	77%
DAE1-2415G		24	4.2	42	77%
DAE1-2421G		±5	10	100	72%
DAE1-2422G		±9	5.5	55	73%
DAE1-2423G		±12	4	40	74%
DAE1-2424G		±15	3.3	33	72%
DAE1-2425G		±24	2.1	21	72%

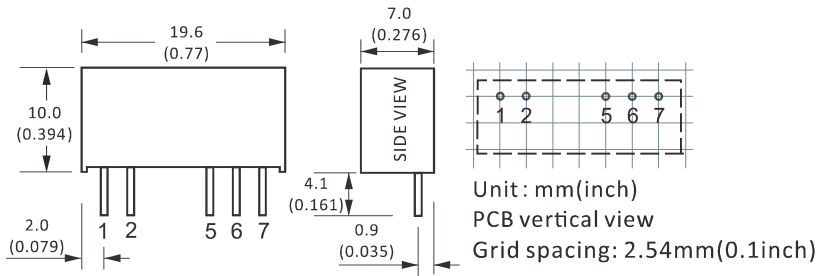
**Notes: 1. other input and output models may available on request;**

**2. Add suffix "P" for continuous short circuit protection.**

**ELECTRICAL**

Line regulation	---	1.2% max.
Load regulation	10% ~ 100% full load	15%max.
Isolation voltage	Leakage current < 1mA/1min.	5200Vdc min.
Isolation resistance	Test at 500VDC	1000mΩ min.
Switching frequency	---	60KHz typ.
Ripple & noise	Bend width 20MHz	150mVp-p max.
Temperature coefficient	Rated load	±0.03%/°C
Operating temperature range	---	-40°C to +85°C
Storage temperature range	---	-55°C to +125°C
Short circuit protection	---	1S
MTBF	---	3500KHrs
Weight	---	2.4g

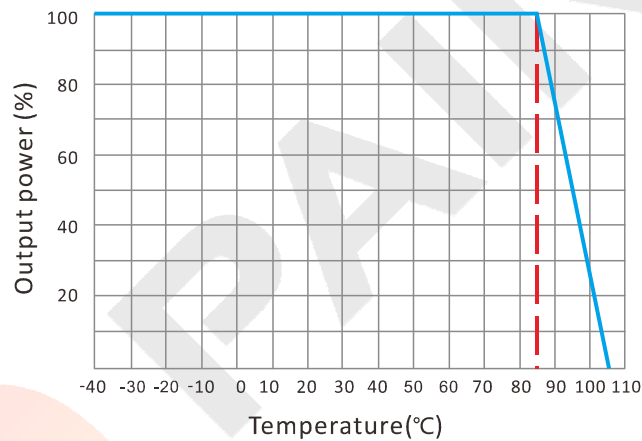
**Notes: All the parameters are measured at 25°C ambient temperature, humidity < 75%, nominal input voltage, full load and after warm-up, unless otherwise specified.**

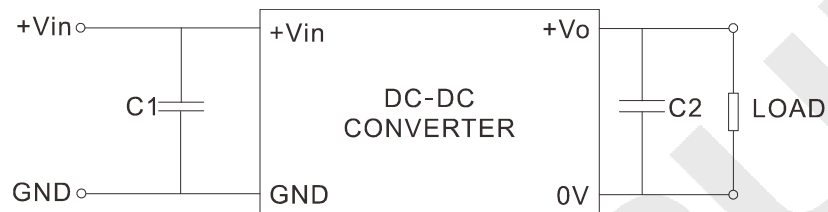
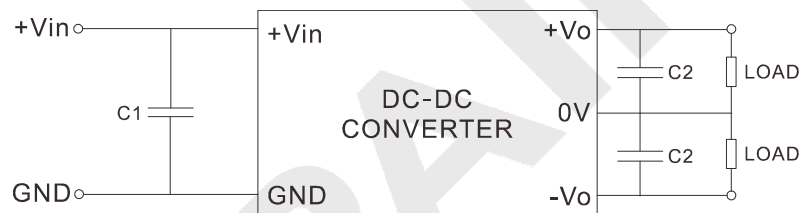
**DAE-1G SERIES, 1WATT, 5.2KVDC, UNREGULATED**
**MECHANICAL**

**CONNECTION**

PIN #	SINGLE	DUAL
1	+Vin	+Vin
2	GND	GND
5	0V	-Vo
6	No Pin	0V
7	+Vo	+Vo

Note:

\* Unit is mm(inch).

**ELECTRICAL CURVE**


**DAE-1G SERIES, 1WATT, 5.2KVDC, UNREGULATED**
**NOTES**
**RECOMMENDED TEST AND APPLICATION CIRCUIT**
**SINGLE OUTPUT**

**DUAL OUTPUT**

**CAPACITOR SELECTION**

INPUT VOLTAGE	C1	SINGLE OUTPUT	C2	DUAL OUTPUT	C2
5VDC	4.7 $\mu$ F	5VDC	10 $\mu$ F	$\pm$ 5VDC	4.7 $\mu$ F
12VDC	2.2 $\mu$ F	9VDC	4.7 $\mu$ F	$\pm$ 9VDC	2.2 $\mu$ F
15VDC	1.0 $\mu$ F	12VDC	2.2 $\mu$ F	$\pm$ 12VDC	1.0 $\mu$ F
24VDC	1.0 $\mu$ F	15VDC	2.2 $\mu$ F	$\pm$ 15VDC	1.0 $\mu$ F
--	--	24VDC	1.0 $\mu$ F	$\pm$ 24VDC	0.47 $\mu$ F