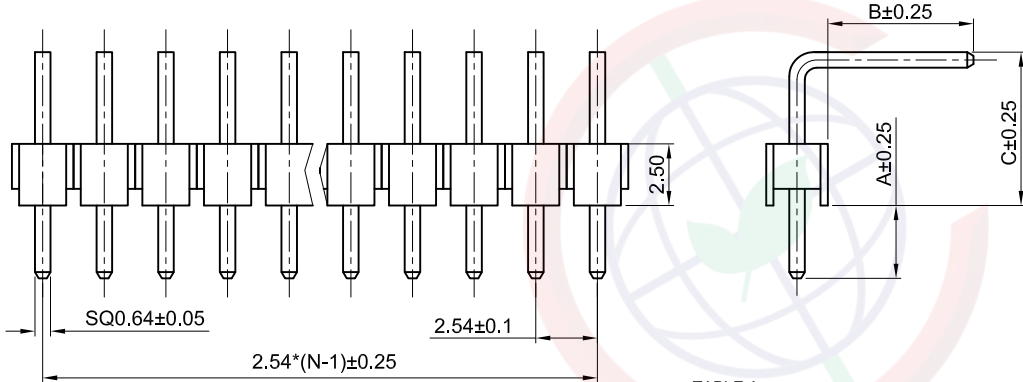


Dept
Qty
DC 1
ED 1
IE 1
ISO 1
PD 1
R&D 1
SD 1
QA 1
QC 1
QE 1

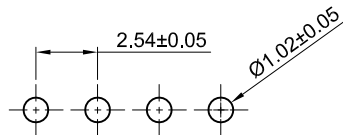
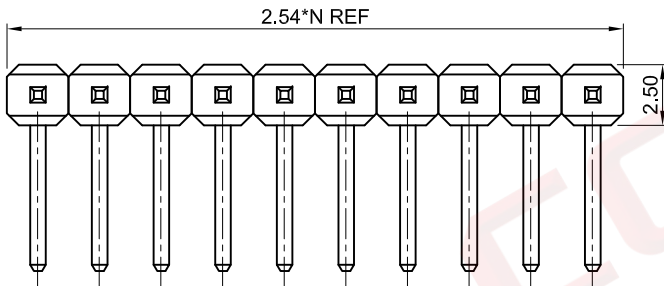
The information provided herein is from CONNELY Electronic Co., Ltd. and is confidential. Any disclosure to a party other than the recipient is prohibited. The intellectual properties and its rights contained herein, including but not limited to, trademarks, patents, copyrights, trade secrets, and technical know-how, are owned exclusively by CONNELY or its affiliates. Unauthorized use or reproduction of this document in any format or manner. CONNELY may enforce its intellectual property rights at its own discretion; failures or delays to exercise such rights does not constitute a waiver of such rights.

U TYPE

REV.	DESCRIPTION	DRAWN	CHECKED	APPROVED
A	NEW RELEASE	LJH 09/15/05'		LJC 09/15/05'
M	DRAWING UPDATE	JLZ 12/17/18'		



N: NUMBER OF CONTACTS



RECOMMEND P.C.BOARD LAYOUT

TABLE A:

TYPE	Dimension			Pin Length (mm)
	A	B	C	
1	3.00	6.00	6.07	15.50
2	4.00	6.90	3.40	14.70
3	6.00	11.40	5.64	23.40
4	3.75	3.40	3.40	11.00
5	2.80	4.00	3.40	10.60
6	5.85	7.90	3.40	17.50
7	3.60	3.20	3.40	10.60
8	6.30	3.20	4.36	14.20
9	3.00	6.00	5.42	15.00
10	3.64	5.76	6.48	16.30
11	3.00	6.00	5.00	14.40
12	3.10	3.40	3.40	10.50
13	6.00	4.90	3.40	14.70
14	6.30	3.00	3.40	13.10
15	6.20	3.70	3.60	14.00
16	3.00	6.30	4.20	14.00
17	2.30	5.11	5.30	13.10
18	6.20	3.80	3.40	13.80
19	4.70	4.70	4.20	14.00
20	4.00	6.93	5.50	16.85
21	2.50	5.40	4.50	12.80
22	5.10	3.50	4.00	13.10
23	3.00	4.40	4.00	11.85
24	3.00	4.75	4.00	12.15
25	4.70	4.80	3.70	13.70
26	3.00	12.50	5.00	20.95
27	5.80	4.30	3.34	13.85
28	2.50	5.20	4.30	12.40
29	3.00	6.20	6.45	16.10
30	3.00	6.00	4.30	13.80
31	7.50	7.80	4.00	19.80
32	3.00	7.00	6.07	16.50
33	3.00	6.00	6.57	16.00
34	6.00	4.40	3.68	14.50
35	3.07	5.92	6.50	15.90
36	3.30	3.15	5.10	12.00
37	3.00	6.50	4.50	14.40
38	3.00	6.50	5.07	15.00
39	6.00	2.40	4.20	13.00
40	6.10	3.20	4.36	14.10
41	4.20	4.20	4.20	13.00
42	2.60	11.00	8.20	22.20
43	3.00	6.00	4.00	13.40
44	5.72	5.10	4.26	15.50
45	3.00	3.00	4.00	10.50
46	3.00	5.80	6.50	15.80

A/B/C: CUSTOMER LENGTH AVAILABLE

NOTES:

SPECIFICATIONS:

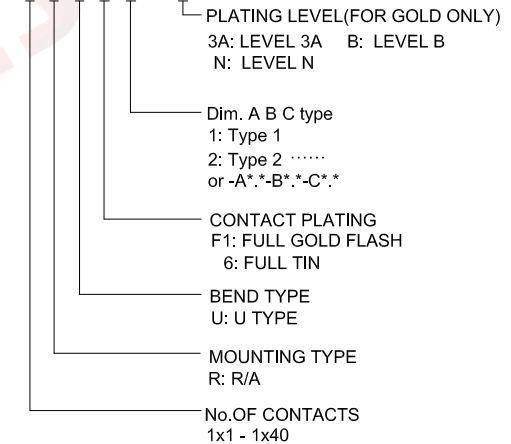
- CONTACT RESISTANCE: 20mΩ MAX.
- INSULATION RESISTANCE: 1000MΩ MIN.
- DIELECTRIC WITHSTANDING VOLTAGE: 600V AC(RMS) FOR 1 MINUTE.
- CURRENT RATING:3A.
- VOLTAGE RATING:250V AC RMS.
- TEMPERATURE: -40°C~+105°C.

MATERIALS:

- CONTACT MATERIAL: COPPER ALLOY.
- CONTACT PLATING: GOLD PLATING OVER NICKEL.
- INSULATOR MATERIALS: PBT, BLACK, UL94-V0.

PRODUCT NUMBER CODE:

DS1022- X U X X - X



47	3.30	5.80	4.36	14.00
48	3.50	6.32	5.50	15.70
49	4.00	7.90	3.30	15.70
50	3.50	2.20	4.30	10.50
51	3.00	3.00	4.30	10.80
52	3.00	5.20	3.80	12.50

GENERAL TOLERANCE		ANGLE TOLERANCE	
X.	±0.60	X.	±5°
.X	±0.38	.X	±3°
.XX	±0.25	.XX	±2°

DRAWING TYPE	CUSTOMER
SCALE	1:1
DRAWING NO.	C-DS1022-1xXXUXX-X-M

PROJECTION	TITLE
	2.54mm PIN HEADER R/A TYPE SINGLE ROW U TYPE
UNITS	mm
SHEET SIZE	A4
SERIES	DS1022 SERIES

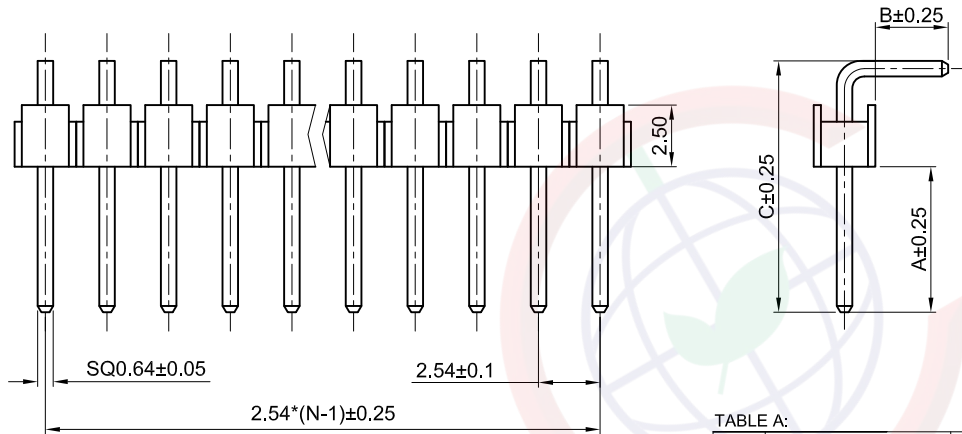
晨翔电子有限公司
CONNFLY CONNFLY ELECTRONIC CO. LTD

Dept
Qty
DC 1
ED 1
IE 1
ISO 1
PD 1
R&D 1
SD 1
QA 1
QC 1
QE 1

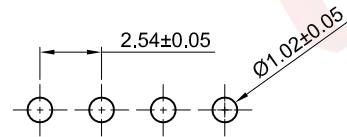
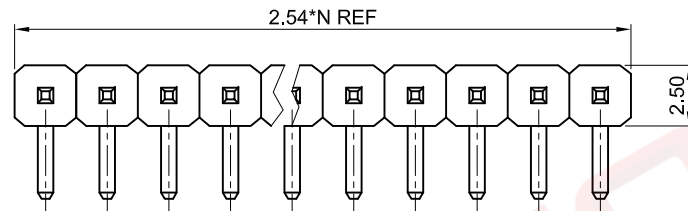
The information provided herein is from CONNELY Electronic Co., Ltd. and is confidential. Any disclosure to a party other than the recipient is prohibited. The intellectual properties and its rights contained herein, including but not limited to, trademarks, patents, copyrights, trade secrets, and technical know-how, are owned exclusively by CONNELY or its affiliates. Unauthorized use or reproduction of this information in any format or manner. CONNELY may enforce its intellectual property rights at its own discretion; failures or delays to exercise such rights does not constitute a waiver of such rights.

D TYPE

REV.	DESCRIPTION	DRAWN	CHECKED	APPROVED
A	NEW RELEASE	LJH 09/15/05'		LJC 09/15/05'
L	DRAWING UPDATE	JLZ 12/17/18'		



N: NUMBER OF CONTACTS



RECOMMEND P.C.BOARD LAYOUT

TABLE A:

TYPE	Dimension			Pin Length (mm)
	A	B	C	
1	6.00	3.00	10.36	13.80
2	6.00	4.50	9.50	14.40
3	6.10	4.00	10.40	14.80
4	6.00	3.20	10.50	14.10
5	6.00	3.50	10.82	14.70
6	4.70	1.73	8.20	10.40
7	15.00	3.00	19.08	22.50
8	6.00	3.10	11.10	14.40
9	1.00	1.91	5.00	7.40
10	6.20	3.20	11.10	14.70
11	6.20	3.20	10.8	14.40
12	4.50	2.93	8.00	11.40
13	6.30	2.60	10.36	13.40
14	5.70	2.95	9.52	12.90
15	4.80	3.00	8.10	11.50
16	6.00	3.00	9.14	12.60
17	7.20	3.00	10.36	13.80
18	3.00	6.00	7.50	13.80
19	3.00	6.00	9.32	15.80
20	3.50	3.00	7.86	11.30
21	5.00	2.70	8.14	11.30
22	8.20	2.80	12.30	15.50
23	3.00	3.00	7.36	10.80
24	6.50	3.00	10.36	13.80
25	6.80	8.40	10.64	19.50
26	10.00	3.20	14.40	18.00
27	3.50	2.50	7.82	10.80
28	6.00	3.00	9.50	12.90
29	7.00	3.10	13.90	17.50
30	4.00	3.00	8.36	11.80
31	3.00	5.40	8.65	14.50
32	4.50	4.50	8.82	17.80
33	3.20	6.00	7.50	14.00
34	3.80	6.00	8.30	14.80
35	3.00	3.40	8.00	11.80
36	3.80	3.00	7.93	11.20
37	16.4	13.00	19.60	33.00
38	3.20	3.20	7.20	11.00
39				
40				
41				
42				

A/B/C: CUSTOMER LENGTH AVAILABLE

NOTES:

SPECIFICATIONS:

- CONTACT RESISTANCE: 20mΩ MAX.
- INSULATION RESISTANCE: 1000MΩ MIN.
- DIELECTRIC WITHSTANDING VOLTAGE: 600V AC(RMS) FOR 1 MINUTE.
- CURRENT RATING:3A.
- VOLTAGE RATING:250V AC RMS.
- TEMPERATURE: -40°C~+105°C.

MATERIALS:

- CONTACT MATERIAL: COPPER ALLOY.
- CONTACT PLATING: GOLD PLATING OVER NICKEL.
- INSULATOR MATERIALS: PBT, BLACK, UL94-V0.

PRODUCT NUMBER CODE:

DS1022- X D X X X - X

PLATING LEVEL (FOR GOLD ONLY)
3A: LEVEL 3A B: LEVEL B
N: LEVEL N

Dim. A B C type
1: Type 1
2: Type 2
or -A*-B*-C* *

CONTACT PLATING
F1: FULL GOLD FLASH
6: FULL TIN

BEND TYPE
D: D TYPE

MOUNTING TYPE
R: R/A

No.OF CONTACTS
1x1 - 1x40

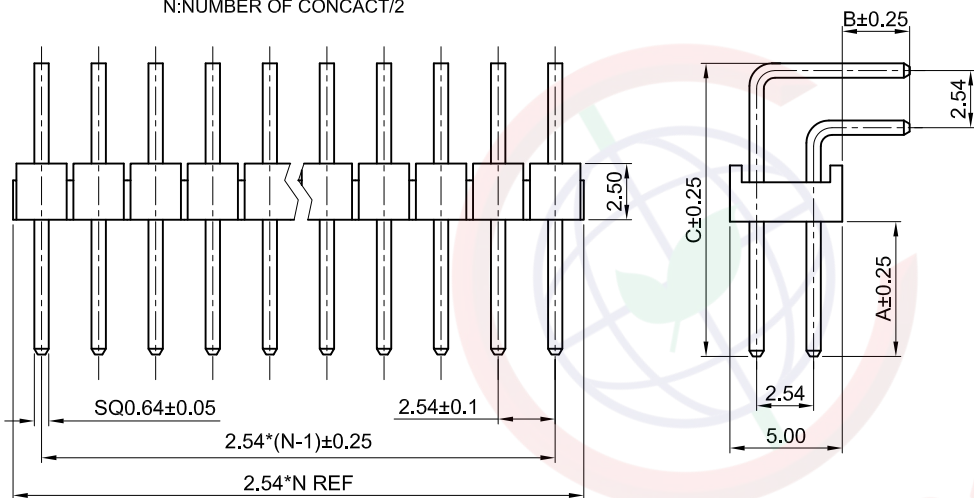
GENERAL TOLERANCE	ANGLE TOLERANCE	PROJECTION		TITLE	2.54mm PIN HEADER R/A TYPE
X. ±0.60	X. ±5°	UNITS	mm		SINGLE ROW D TYPE
.X ±0.38	.X ±3°	SHEET SIZE	A4	SERIES	DS1022 SERIES
.XX ±0.25	.XX ±2°	晨翔电子有限公司 CONNFLY CONNELY ELECTRONIC CO. LTD			
DRAWING TYPE	CUSTOMER				
SCALE	1:1 SHEET 2 OF 5				
DRAWING NO.	C-DS1022-1xXXDXX-X-L				

The information provided herein is from CONNELY Electronic Co., Ltd. and is confidential. Any disclosure to a party other than the recipient is prohibited. The intellectual properties and its rights contained herein, including but not limited to, trademarks, patents, copyrights, trade secrets, and technical know-how, are owned exclusively by CONNELY or its affiliates. Unauthorized use of this information in any format or manner. CONNELY may enforce its intellectual property rights at its own discretion; failures or delays to exercise such rights does not constitute a waiver of such rights.

1 2 3 4 5 6 7 8

REV.	DESCRIPTION	DRAWN	CHECKED	APPROVED
A	NEW RELEASE	LJH 09/15/05'		LJC 09/15/05'
L	DRAWING UPDATE	JLZ 12/17/18'		

RIGHT ANGLE TYPE
N:NUMBER OF CONCACT/2



NOTES:

SPECIFICATIONS:

- CONTACT RESISTANCE: 20mΩ MAX.
- INSULATION RESISTANCE: 1000MΩ MIN.
- DIELECTRIC WITHSTANDING VOLTAGE: 600V AC(RMS) FOR 1 MINUTE.
- CURRENT RATING:3A.
- VOLTAGE RATING:250V AC RMS.
- TEMPERATURE: -40°C~+105°C.

MATERIALS:

- CONTACT MATERIAL: COPPER ALLOY.
- CONTACT PLATING: GOLD PLATING OVER NICKEL.
- INSULATOR MATERIALS: PBT,BLACK,UL94-V0.

PRODUCT NUMBER CODE:

DS1022- X X X X - X

PLATING LEVEL(FOR GOLD ONLY)
3A: LEVEL 3A B: LEVEL B
N: LEVEL N

Dim. A B C type
1: Type 1
2: Type 2
or -A* *-B* *-C**

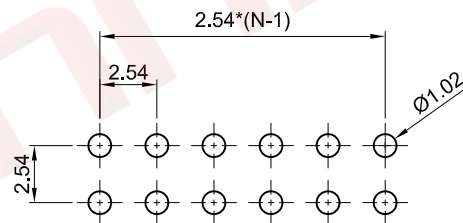
CONTACT PLATING
F1: FULL GOLD FLASH
6: FULL TIN

MOUNTING TYPE
R: R/A

No.OF CONTACTS
2x1 - 2x40

RIGHT ANGLE
TABLE A:

TYPE	Dimension			Pin Length (mm)	TYPE	Dimension			Pin Length (mm)
	A	B	C			A	B	C	
1	6.00	3.00	13.04	14.00 19.00	12	3.00	3.00	9.90	10.80 15.80
2	6.10	4.00	12.94	15.00 20.00	13	6.00	3.50	13.04	14.50 19.50
3	6.00	4.00	12.76	14.80 19.80	14	3.00	9.00	11.90	18.80 23.80
4	9.00	3.00	16.04	17.00 22.00	15				
5	6.00	3.00	13.80	14.80 19.80	16				
6	5.10	3.00	13.04	14.00 19.00	17				
7	6.50	3.00	13.10	14.00 19.00	18				
8	3.00	6.00	9.32	18.30 13.20	19				
9	3.00	3.00	10.90	11.80 16.80	20				
10	7.00	3.10	13.90	15.00 20.00	21				
11	4.00	3.00	10.76	11.80 16.80	22				



RECOMMEND PCB LAYOUT
(TOLERANCE ±0.05)

GENERAL TOLERANCE	ANGLE TOLERANCE	PROJECTION		TITLE	2.54mm PIN HEADER R/A TYPE
X. ±0.60	X. ±5°	UNITS	mm	DOUBLE ROW	
.X ±0.38	.X ±3°	SHEET SIZE	A4	SERIES	DS1022 SERIES
.XX ±0.25	.XX ±2°	晨翔电子有限公司 CONNFLY CONNELY ELECTRONIC CO. LTD			
DRAWING TYPE	CUSTOMER				
SCALE	1:1 SHEET 3 OF 5				
DRAWING NO.	C-DS1022-2xXXX-X-L				

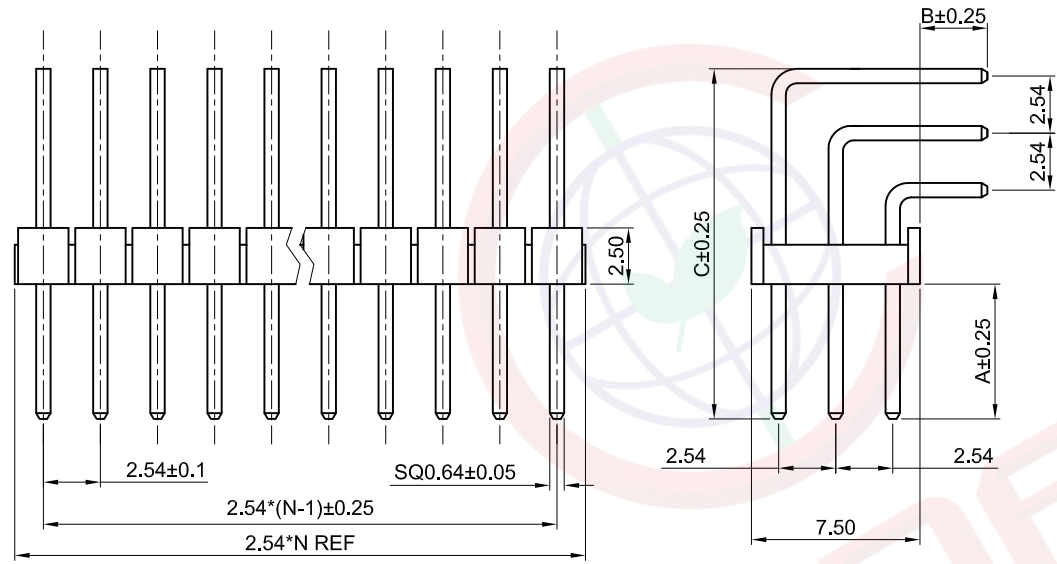
1 2 3 4 5 6 7 8

The information provided herein is from CONNELY Electronic Co., Ltd. and is confidential. Any disclosure to a party other than the recipient is prohibited. The intellectual properties and its rights contained herein, including but not limited to, trademarks, patents, copyrights, trade secrets, and technical know-how, are owned exclusively by CONNELY or its affiliates. Unauthorized use of this information in any format or manner. CONNELY may enforce its intellectual property rights at its own discretion; failures or delays to exercise such rights does not constitute a waiver of such rights.

1 2 3 4 5 6 7 8

REV.	DESCRIPTION	DRAWN	CHECKED	APPROVED
A	NEW RELEASE	LJC 09/13/13'		LJC 09/13/13'
B	ADD P/N CODE	LJC 12/08/13'		LJC 12/08/13'
C	DRAWING UPDATE	JLZ 12/17/18'		

RIGHT ANGLE TYPE
N:NUMBER OF CONCACT/3



- NOTES:
SPECIFICATIONS:
- CONTACT RESISTANCE: 20mΩ MAX.
 - INSULATION RESISTANCE: 1000MΩ MIN.
 - DIELECTRIC WITHSTANDING VOLTAGE: 600V AC(RMS) FOR 1 MINUTE.
 - CURRENT RATING:3A.
 - VOLTAGE RATING:250V AC RMS.
 - TEMPERATURE: -40°C~+105°C.

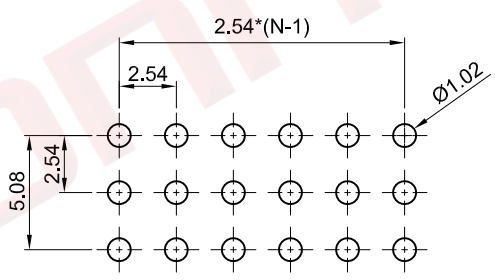
- MATERIALS:
- CONTACT MATERIAL: COPPER ALLOY.
 - CONTACT PLATING: GOLD PLATING OVER NICKEL.
 - INSULATOR MATERIALS: PBT,BLACK,UL94-V0.
- PRODUCT NUMBER CODE:

DS1022- X X X X - X

- PLATING LEVEL(FOR GOLD ONLY)
3A: LEVEL 3A B: LEVEL B
N: LEVEL N
- Dim. A B C type
1: Type 1
or -A*.-B*.-C*.*
- CONTACT PLATING
F1: FULL GOLD FLASH
6: FULL TIN
- MOUNTING TYPE
R: R/A
- No.OF CONTACTS
3x1 - 3x40

TABLE A:

TYPE	Dimension			Pin Length (mm)
	A	B	C	
1	6.00	3.00	15.58	Short: 14.0 Middle: 19.0 Long: 24.0

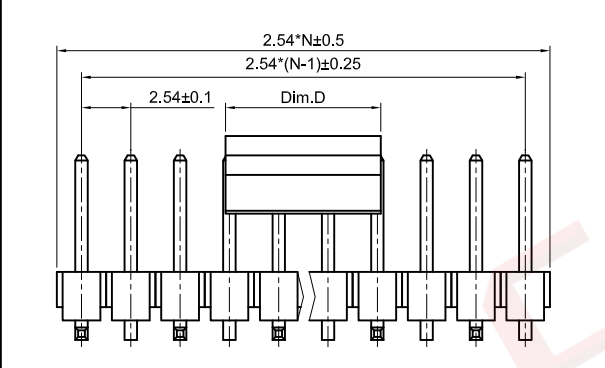
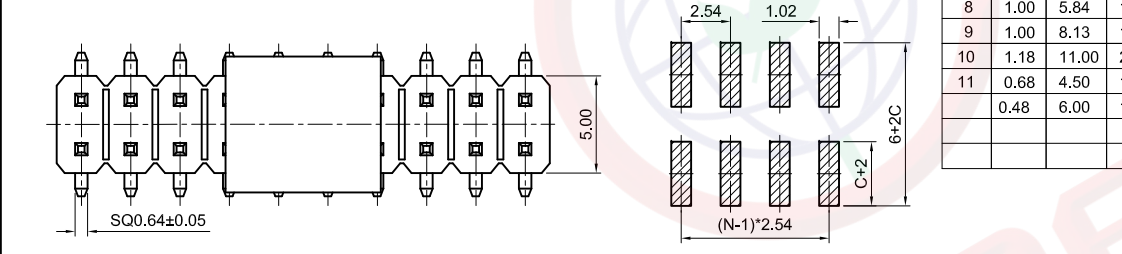
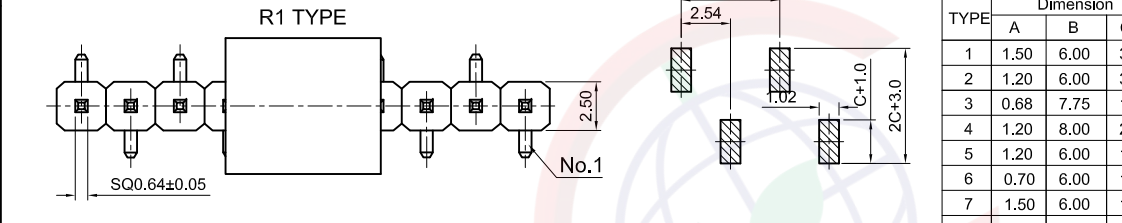
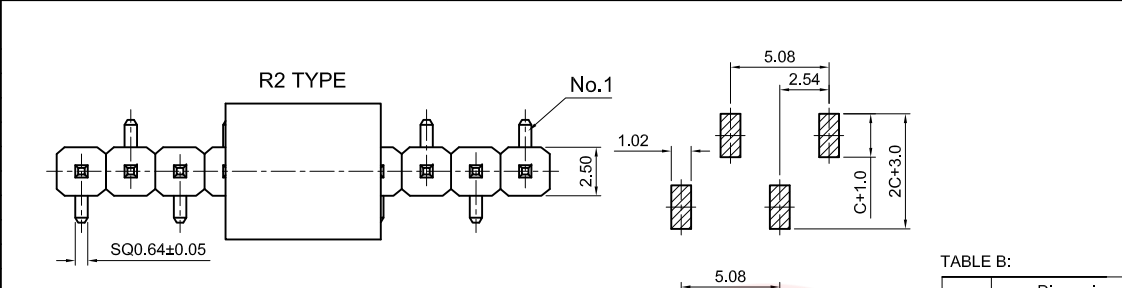


GENERAL TOLERANCE		ANGLE TOLERANCE		PROJECTION		TITLE	2.54mm PIN HEADER R/A TYPE
X.	±0.60	X.	±5°	UNITS	mm	TREBLE ROW	
.X	±0.38	.X	±3°	SHEET SIZE	A4	SERIES	DS1022 SERIES
.XX	±0.25	.XX	±2°	晨翔电子有限公司 CONNELY CONNELY ELECTRONIC CO. LTD			
DRAWING TYPE		CUSTOMER					
SCALE		1:1					
DRAWING NO.		C-DS1022-3xXXX-X-C		SHEET		4 OF 5	

1 2 3 4 5 6 7 8

The information provided herein is from CONNELY Electronic Co., Ltd. and is confidential. Any disclosure to a party other than the recipient is prohibited. The intellectual properties and its rights contained herein, including but not limited to, trademarks, patents, copyrights, trade secrets, and technical know-how, are owned exclusively by CONNELY or its affiliates. Unauthorized use or reproduction of this document in any format or manner. CONNELY may enforce its intellectual property rights at its own discretion; failures or delays to exercise such rights does not constitute a waiver of such rights.

1 2 3 4 5 6 7 8



N=No. OF CONTACTS(SINGLE ROW)
N=No. OF CONTACTS/2(DOUBLE ROW)

pos.	Dim.	Dim.D
2~4pin		5.0mm
5~40pin		8.0mm
Single Row		7.0mm

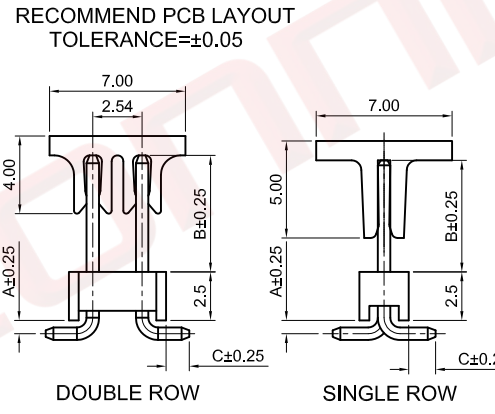


TABLE B:

TYPE	Dimension			Pin Length (mm)
	A	B	C	
1	1.50	6.00	3.00	13.80
2	1.20	6.00	3.00	13.50
3	0.68	7.75	1.20	12.90
4	1.20	8.00	2.50	14.90
5	1.20	6.00	1.20	11.70
6	0.70	6.00	1.40	11.30
7	1.50	6.00	1.20	11.90
8	1.00	5.84	1.40	11.60
9	1.00	8.13	1.40	13.80
10	1.18	11.00	2.50	17.90
11	0.68	4.50	1.40	10.00
	0.48	6.00	1.25	11.00

REV.	DESCRIPTION	DRAWN	CHECKED	APPROVED
A	NEW RELEASE	YCH 11/19/10'		LJC 11/19/10'
E	DRAWING UPDATE	JLZ 12/17/18'		

- NOTES:
SPECIFICATIONS:
- CONTACT RESISTANCE: 20mΩ MAX.
 - INSULATION RESISTANCE: 1000MΩ MIN.
 - DIELECTRIC WITHSTANDING VOLTAGE: 600V AC(RMS) FOR 1 MINUTE.
 - CURRENT RATING:3A.
 - VOLTAGE RATING:250V AC RMS.
 - TEMPERATURE: -40°C~+105°C.

- MATERIALS:
- CONTACT MATERIAL: COPPER ALLOY.
 - CONTACT PLATING: GOLD PLATING OVER NICKEL.
 - INSULATOR MATERIALS: HIGH TEMP,BLACK,UL94-V0.

PRODUCT NUMBER CODE:
DS1022- X X M X X X X - X

- PLATING LEVEL(FOR GOLD ONLY)
3A: LEVEL 3A B: LEVEL B
- PACKING TYPE
T: TRAY
R: TAPE ON REEL
B: TUBE
- PICK UP SUPPORT
S: W/ PICK UP
X: W/O PICK UP
- Dim. A B C type
1: Type 1.....
or -A*.*B* *-C*.*
- CONTACT PLATING
F1: FULL GOLD FLASH
6: FULL TIN
- BEND TYPE (SINGLE ROW ONLY)
A: R1 TYPE
B: R2 TYPE
- MOUNTING TYPE
M: SMT
- No.OF CONTACTS
1x2 - 1x40
2x2 - 2x40

GENERAL TOLERANCE	ANGLE TOLERANCE	PROJECTION		TITLE	PIN HEADER PITCH 2.54mm SMT TYPE
X. ±0.60	X. ±5°	UNITS	mm		
.X ±0.38	.X ±3°	SHEET SIZE	A4	SERIES DS1022 SERIES	

DRAWING TYPE	CUSTOMER
SCALE	1:1 SHEET 5 OF 5
DRAWING NO.	C-DS1022-XMXXXXXX-X-E

晨翔电子有限公司
CONNFLY CONNELY ELECTRONIC CO. LTD

1 2 3 4 5 6 7 8