

DHV-20W SERIES, 20WATT, 4:1 INPUT RANGE
FEATURES:

- ✓ Wide input range(4:1)
- ✓ Six-side shielded metal case
- ✓ Low ripple and noise
- ✓ Over current and short circuit protection
- ✓ Typical efficiency up to 89%
- ✓ 3 year warranty



Model	Input voltage (Vdc)	Output voltage (Vdc)	Output current (mA)	Efficiency Typ.
DHV20W-11011	110(40~160)	5	4000	89%
DHV20W-11012		12	1667	88%
DHV20W-11013		15	1333	88%
DHV20W-11014		24	834	88%

Notes:

1. Other input and output models may available on request;
2. Above models are default to metal case;
3. Add suffix "C" for CTRL pin function.

ELECTRICAL

Output voltage accuracy	+Vo	±2% max.
	-Vo	±3% max.
Line regulation	Nominal Load, full voltage	±0.5% max.
Load regulation	20% ~ 100% rated load	±1% max.

ELECTRICAL

Ripple and noise	20MHz BM, full load	100mVp-p max.
Operating frequency	Typical value	300KHz typ.
Isolation voltage (<1mA/min)	Input to output	1500Vdc
Isolation resistance	---	1000mΩ
Temperature coefficient	---	±0.03%/°C max.
Operating temperature range	---	-40°C to +85°C
Storage temperature range	---	-55°C to +125°C
Short circuit protection	---	Continuous, auto-recovery
CTRL*	Turn on	Hang or connect high level(3.5-12Vdc)
	Turn off	Connect -Vin or low level(0-1.2Vdc)
	Shut off input current	1mA typ.

DHV-20W SERIES, 20WATT, 4:1 INPUT RANGE

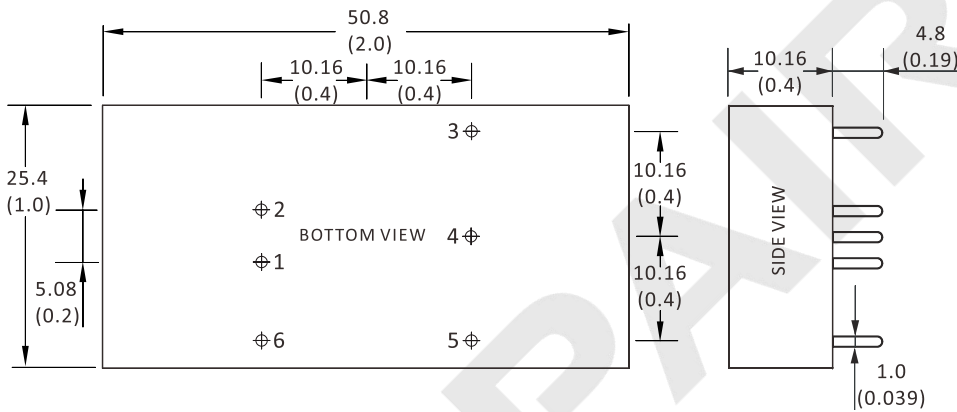
ELECTRICAL

Cooling method	---	Cooling by air convection
Relative humidity	---	10%-90% max.
Weight	---	35g
MTBF	Bellcore TR-332, 25°C	1000Hrs

Notes: Unless otherwise specified, all the parameters of the test conditions are as follows: ambient temperature 25°C, the nominal input voltage, pure resistive nominal load.

* The voltage of "CTRL" pin is almost equal to input "-Vin" pin

MECHANICAL



CONNECTION

PIN #	SINGLE
1	-Vin
2	+Vin
3	+Vo
4	Trim
5	GND
6	No Pin

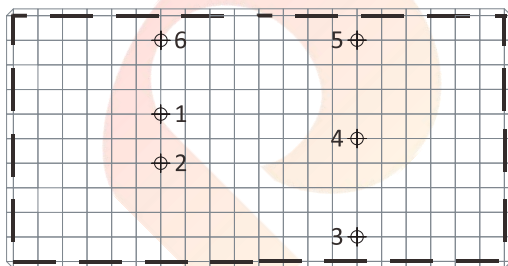
CONNECTION - "CTRL"

1	-Vin
2	+Vin
3	+Vo
4	Trim
5	GND
6	CTRL

Note:

* Unit is mm(inch).

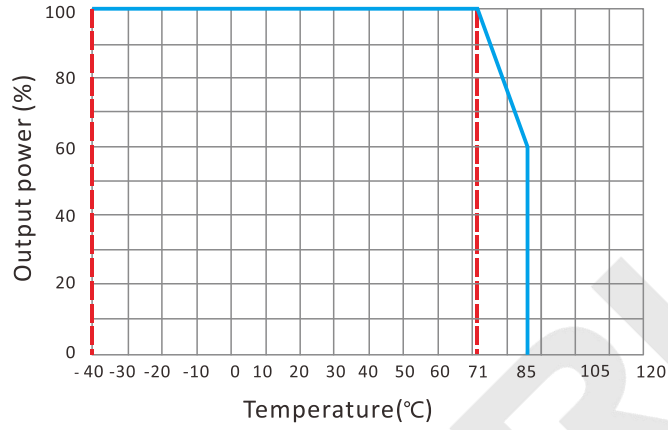
LAYOUT



Unit: mm(inch)
PCB vertical view
Grid spacing: 2.54mm(0.1inch)

DHV-20W SERIES, 20WATT, 4:1 INPUT RANGE

ELECTRICAL CURVE



NOTES

RECOMMENDED TEST AND APPLICATION CIRCUIT

SINGLE OUTPUT

