



CHENYI ELECTRONICS

KBPC35005 THRU KBPC3510

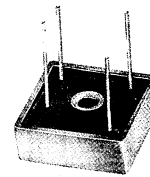

SINGLE PHASE SILICON
BRIDGE RECTIFIER

Voltage: 50 TO 1000V CURRENT:35A

FEATURES

- Surge overload rating: 400A peak
- High case dielectric strength
- 1/4" Universal faston terminal and \varnothing 40ml lead-wire available

KBPC



MECHANICAL DATA

- Polarity:** Polarity symbol marked on body
- Mounting :** Hole thru #8 screw
- Case:** metal or plastic

MAXIMUM RATINGS AND ELECTRICAL CHARACTERISTICS

(Single-phase, half-wave, 60HZ, resistive or inductive load rating at 25°C , unless otherwise stated,

for capacitive load, derate current by 20%)

	SYMBOL	KBPC 35005	KBPC 3501	KBPC 3502	KBPC 3504	KBPC 3506	KBPC 3508	KBPC 3510	units
Maximum Recurrent Peak Reverse Voltage	Vrrm	50	100	200	400	600	800	1000	V
Maximum RMS Voltage	Vrms	35	70	140	280	420	560	700	V
Maximum DC blocking Voltage	Vdc	50	100	200	400	600	800	1000	V
Maximum Average Forward Rectified current 3/8" lead length at Ta=55 °C	If(av)	35							A
Peak Forward Surge Current 8.3ms single half sine-wave superimposed on rated load	Ifsm	400							A
Maximum Instantaneous Forward Voltage at forward current 17.5A DC	Vf	1.1							V
Maximum DC Reverse Voltage Ta=25 °C	Ir	10.0							μ A
at rated DC blocking voltage Ta=100 °C		500							μ A
Operating Temperature Range	Tj	-55 to +150							°C
Storage and operation Junction Temperature	Tstg	-55 to +150							°C



CHENYI ELECTRONICS

KBPC35005 THRU KBPC3510

SINGLE PHASE SILICON
BRIDGE RECTIFIER

Voltage: 50 TO 1000V CURRENT:35A

RATINGS AND CHARACTERISTIC CURVES KBPC35005 THRU KBPC3510

FIG.1-MAXIMUM NON-REPETITIVE FORWARD SURGE CURRENT

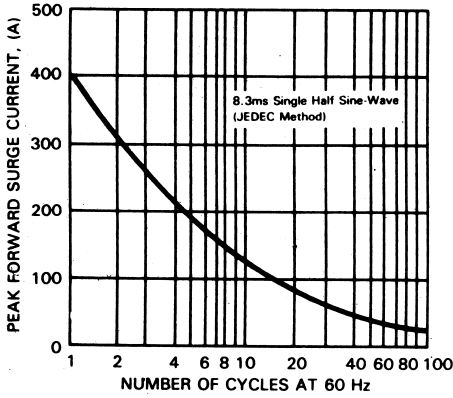


FIG.2-TYPICAL FORWARD CURRENT DERATING CURVE

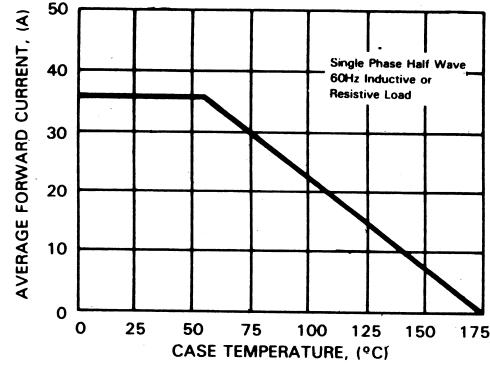


FIG.3-TYPICAL INSTANTANEOUS FORWARD CHARACTERISTICS

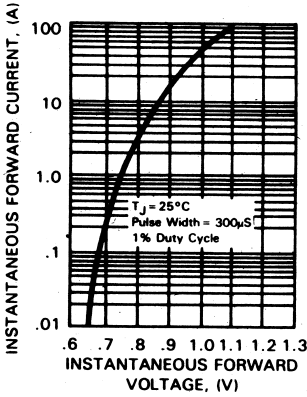
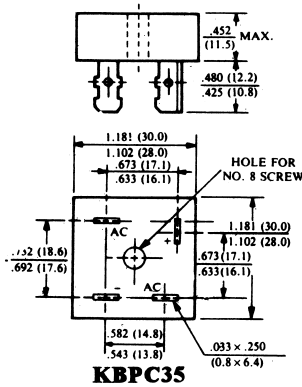
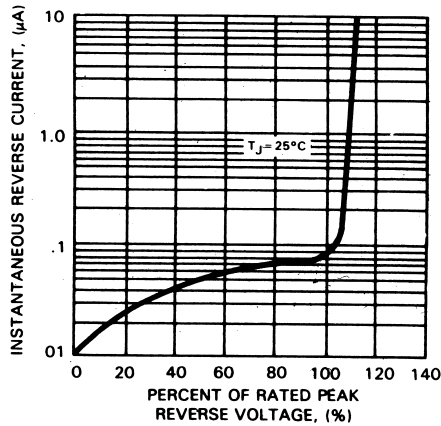
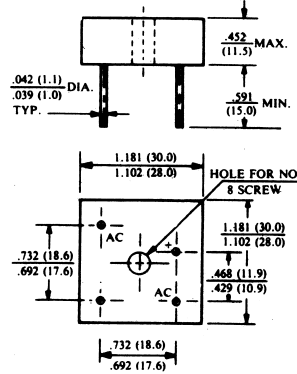


FIG.4-TYPICAL REVERSE CHARACTERISTICS



KBPC35



KBPC35W