



YETDA INDUSTRY LTD.

Technical Data Sheet

MODEL NO : S3030ANW4P-6V-PLK 3030 Package 3.0*3.0*0.6mm Top LEDs

Features :

- Package in 8mm tape on 7" diameter reel
- Compatible with automatic placement equipment
- Compatible with reflow solder process

Applications :

- Indicators
- Automotive : backlighting in dashboard and switch
- Backlight for LCD

Dice material	Emitted color	Lens Color
InGaN	White	Yellow

Electrical/Optical Characteristics(Ta=25°C)

Parameter	Test Condition	Symbol	Value			Unit
			Min	Typ	Max	
CIE Coordinates	I _F =150mA	X	0.31	0.3175	0.325	--
		Y	0.32	0.33	0.34	
Forward voltage	I _F =150mA	V _F	6.0		6.6	V
Color Temperature	I _F =150mA	TC	6000	6250	6500	K
Luminous intensity	I _F =150mA	I _v	30000	31500	33000	mcd
Viewing angle at 50% I _v	I _F =150mA	2 θ 1/2		120		Deg
Reverse current	V _R =5V	I _R			10	μA

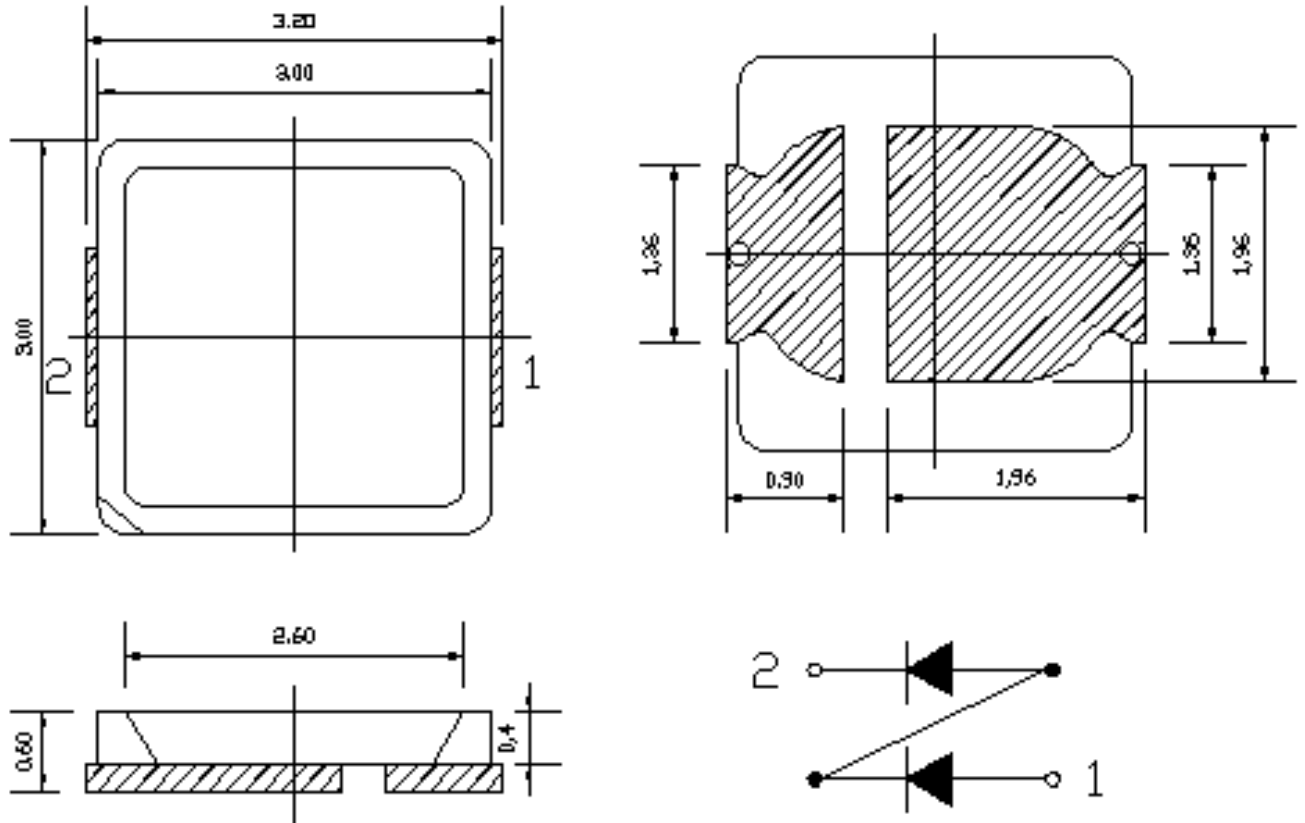
Absolute Maximum Ratings(Ta=25°C)

Parameter	Symbol	Value	Unit
Power dissipation	P _d	1000	mW
Forward current	I _F	150	mA
Reverse voltage	V _R	5	V
Operating temperature range	T _{op}	-20 ~+80	°C
Storage temperature range	T _{stg}	-40 ~+80	°C
Peak pulsing current (1/10 duty f=1kHz)	I _{FP}	150	mA



YETDA INDUSTRY LTD.

PACKAGING DIMENSIONS (mm):



NOTES :

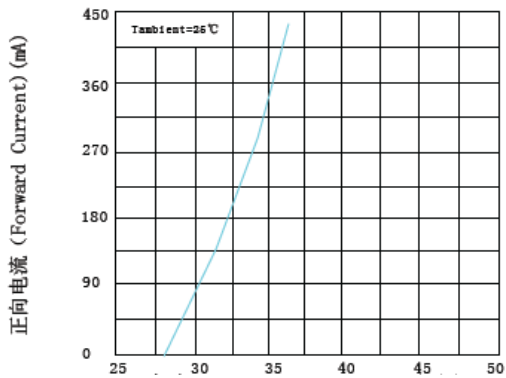
- 1、 All dimensions are in millimeters (inches);
- 2、 Tolerances are $\pm 0.2\text{mm}$ (0.008inch) unless otherwise noted °



YETDA INDUSTRY LTD.

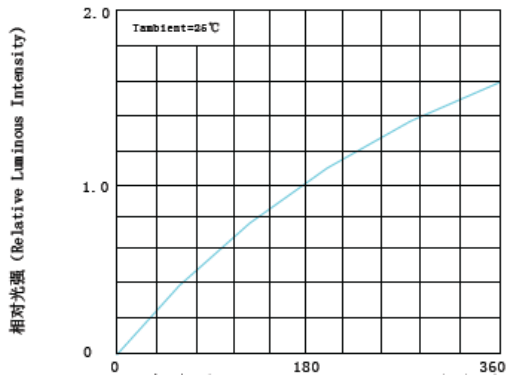
(Optical-Electrical Characteristic)

Volt-Ampere Characienistics



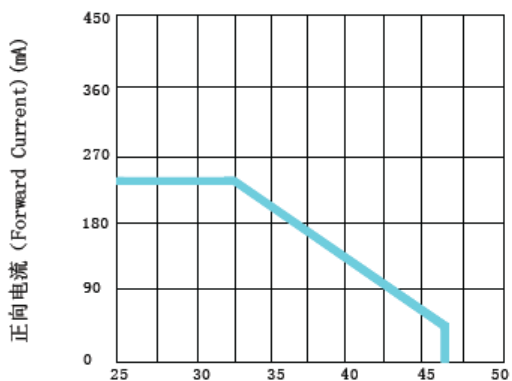
(Forward Voltage) (V)

Relative Luminous Intensity VS Forward Current



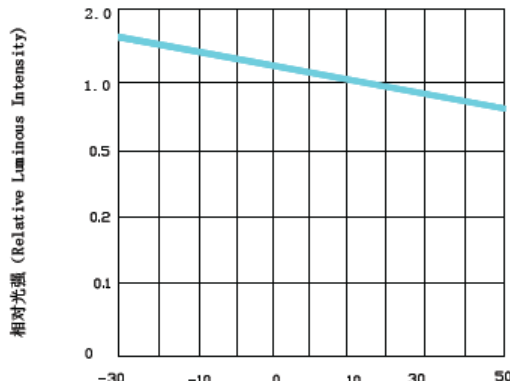
(Forward Voltage) (V)

Forward Current Derating Curve



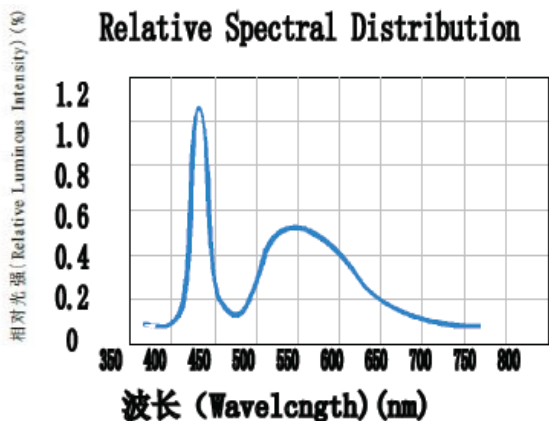
(Ambient Temperature) (°C)

Luminous Intensity VS Ambient Temperature

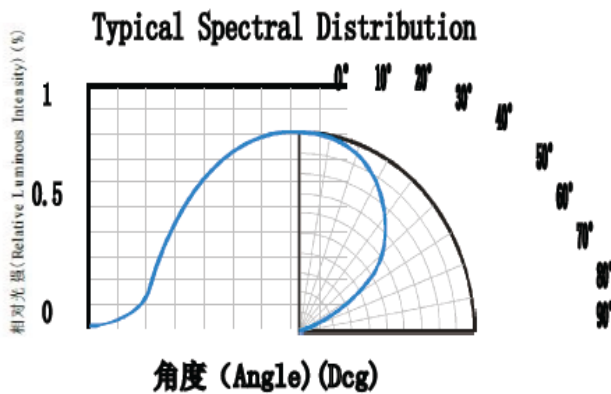


(Ambient Temperature) (°C)

Relative Spectral Distribution



Typical Spectral Distribution

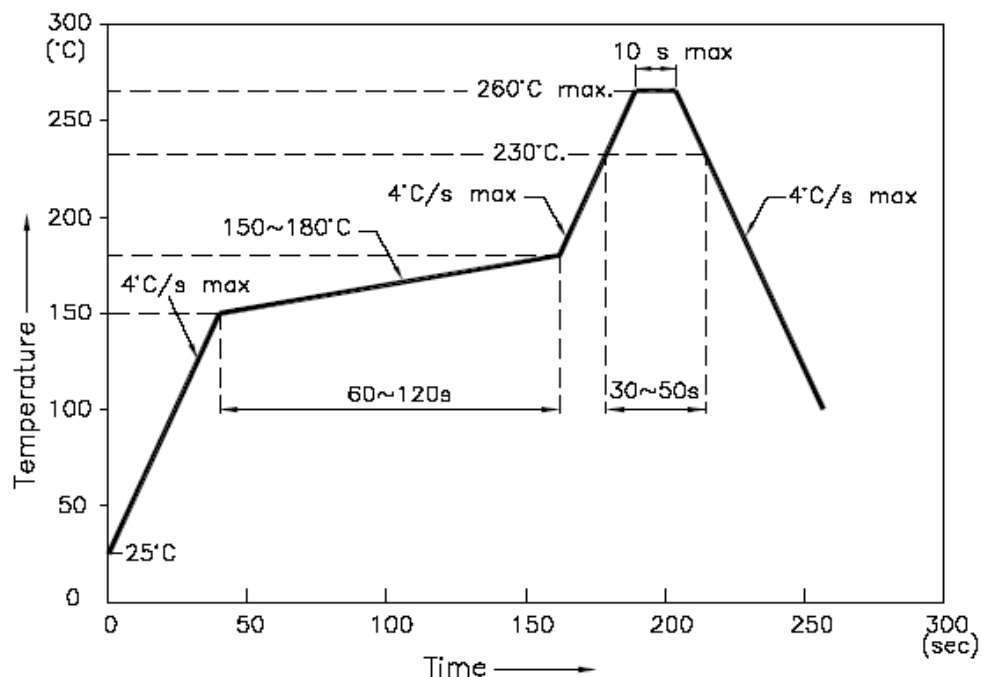




YETDA INDUSTRY LTD.

Precautions For Use :
Over - current - proof
Customer must apply resistors for protection, otherwise slight voltage shift will cause big current change (Burn out will happen)
Storage
1. The operation of temperature and R.H. are : $5^{\circ}\text{C} \sim 30^{\circ}\text{C}$, 60%R.H. Max.
2. Once the package is opened, the products should be used within a week. Otherwise, they should be kept in a dampproof box with desiccating reagent. Considering the tape life, we suggest our customers to use our products within 1.5 year (from production date) .
3. It's recommended to bake before soldering when the package is unsealed after 72 hrs. The condition is : $60^{\circ}\text{C} \pm 5^{\circ}\text{C}$ for 15hrs.

■ Reflow Temp/Time



NOTES:

1. We recommend the reflow temperature $245^{\circ}\text{C} (\pm 5^{\circ}\text{C})$. the maximum soldering temperature should be limited to 260°C .
2. dont cause stress to the epoxy resin while it is exposed to high temperature.
3. Number of reflow process shall be 2 times or less.



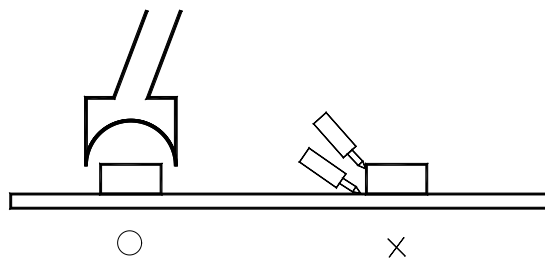
YETDA INDUSTRY LTD.

■ Soldering iron

Basic spec is $\leq 5\text{sec}$ when 260°C . If temperature is higher, time should be shorter ($+10^\circ\text{C} \rightarrow -1\text{sec}$). Power dissipation of iron should be smaller than 20W, and temperatures should be controllable. Surface temperature of the device should be under 230°C .

■ Rework

1. Customer must finish rework within 5 sec under 260°C .
2. The head of iron can not touch copper foil
3. Twin-head type is preferred.



■ Avoid rubbing or scraping the resin by any object, during high temperature, for example reflow, solder etc.

■ Packaging specifications

