


DSM-1 SERIES, 1WATT, 1KVDC, ISOLATED, UNREGULATED
FEATURES:

- ✓ 1000Vdc isolation voltage
- ✓ Single and dual output models
- ✓ High efficiency, and low ripple and noise
- ✓ Operating temperature range -40°C to +85°C
- ✓ 3 year warranty



Model	Input voltage (Vdc)	Output voltage (Vdc)	Output current (mA)		Efficiency Typ.
			Min.	Max.	
DSM1-0310	3.3(3.0~3.6)	3.3	30	300	73%
DSM1-0311		5	20	200	74%
DSM1-0312		9	11	111	73%
DSM1-0313		12	8.3	83	78%
DSM1-0314		15	6.7	67	73%
DSM1-0315		24	4.2	42	78%
DSM1-0321		±5	10	100	71%
DSM1-0323		±12	4.2	42	78%
DSM1-0324		±15	3.3	33	78%
DSM1-0510		5(4.5~5.5)	3.3	30	300
DSM1-0511	5		20	200	77%
DSM1-0512	9		11	111	76%
DSM1-0513	12		8.3	83	78%
DSM1-0514	15		6.7	67	78%
DSM1-0515	24		4.2	42	78%
DSM1-0521	±5		10	100	72%
DSM1-0522	±9		5.5	55	78%
DSM1-0523	±12		4.2	42	78%
DSM1-0524	±15		3.3	33	78%
DSM1-1210	12(10.8~13.2)	3.3	30	300	70%
DSM1-1211		5	20	200	69%
DSM1-1212		9	11	111	73%
DSM1-1213		12	8.3	83	73%
DSM1-1214		15	6.7	67	74%
DSM1-1215		24	4.2	42	78%
DSM1-1221		±5	10	100	72%
DSM1-1222		±9	5.5	55	73%
DSM1-1223		±12	4.2	42	73%
DSM1-1224		±15	3.3	33	74%

DSM-1 SERIES, 1WATT, 1KVDC, ISOLATED, UNREGULATED

Model	Input voltage (Vdc)	Output voltage (Vdc)	Output current (mA)		Efficiency Typ.
			Min.	Max.	
DSM1-1510	15(13.5~16.5)	3.3	30	300	76%
DSM1-1511		5	20	200	75%
DSM1-1512		9	11	111	74%
DSM1-1513		12	8.3	83	74%
DSM1-1514		15	6.7	67	73%
DSM1-1515		24	4.2	42	73%
DSM1-1521		±5	10	100	75%
DSM1-1524		±15	3.3	33	79%
DSM1-2410	24(21.6~26.4)	3.3	30	300	69%
DSM1-2411		5	20	200	70%
DSM1-2412		9	11	111	72%
DSM1-2413		12	8.3	83	75%
DSM1-2414		15	6.7	67	76%
DSM1-2415		24	4.2	42	77%
DSM1-2421		±5	10	100	73%
DSM1-2422		±9	5.5	55	74%
DSM1-2423		±12	4.2	42	76%
DSM1-2424		±15	3.3	33	78%
DSM1-2425		±24	2.1	21	77%

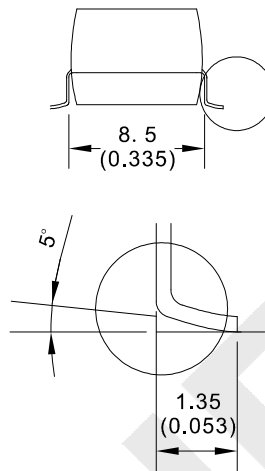
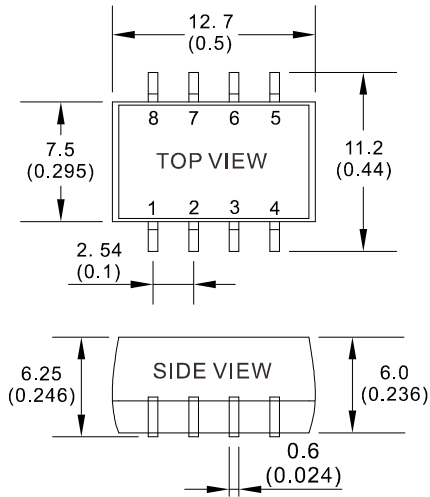
Notes: 1. Other input and output models may available on request;

2. Add suffix "P" for continuous short circuit protection.

ELECTRICAL

Line regulation	---	1.2% max.
Load regulation	10% ~ 100% full load	10%max.
Isolation voltage	Leakage current < 1mA/1min.	1000Vdc min.
Isolation resistance	Test at 500VDC	1000mΩ min.
Switching frequency	---	100KHz typ.
Ripple and noise	Bend width 20MHz	75mVp-p max.
Temperature coefficient	Rated load	±0.03%/°C max.
Operating temperature range	---	-40°C to +85°C
Storage temperature range	---	-55°C to +125°C
Short circuit protection	---	1S
MTBF	---	3500KHrs
Weight	---	1.4g

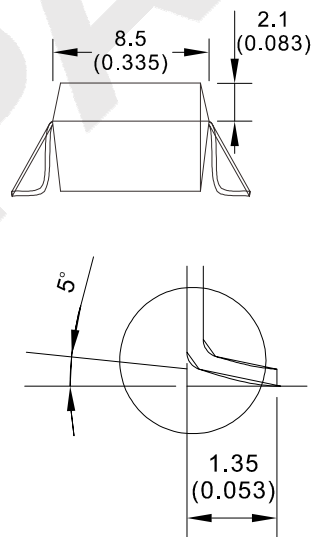
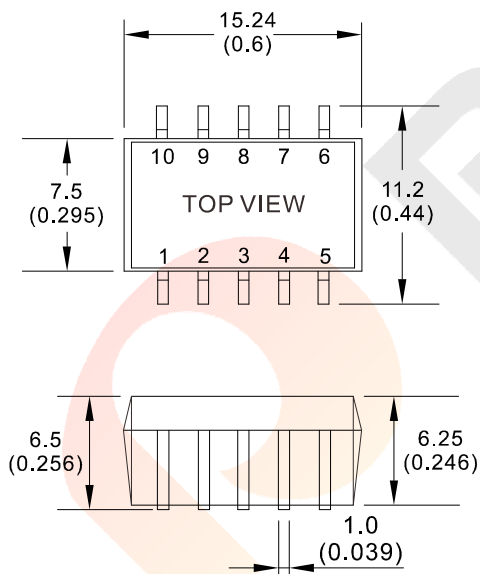
Notes: All the parameters are measured at 25°C ambient temperature, humidity < 75%, nominal input voltage, full load and after warm-up, unless otherwise specified.

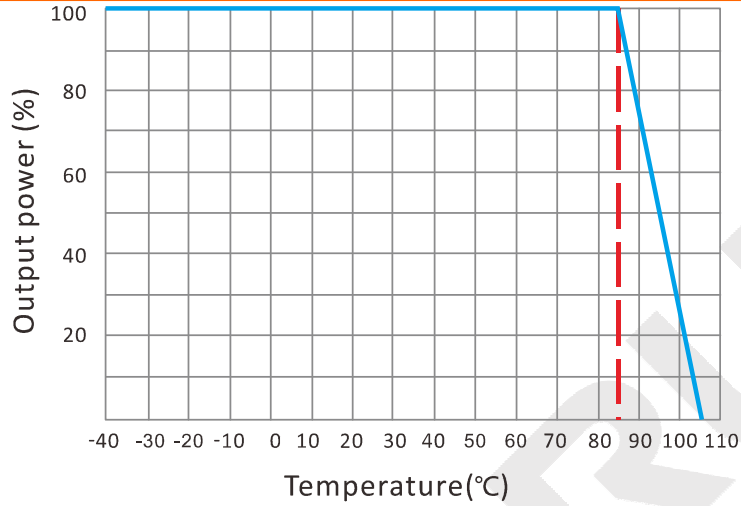
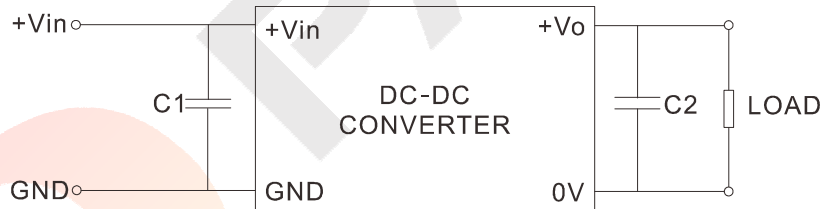
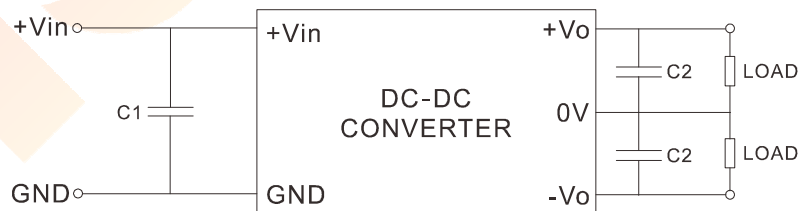
DSM-1 SERIES, 1WATT, 1KVDC, ISOLATED, UNREGULATED
MECHANICAL
Single output

CONNECTION

PIN #	SINGLE	DUAL
1	GND	GND
2	+Vin	+Vin
3	NC	NC
4	0V	0V
5	+Vo	-Vo
6	NC	NC
7	NC	+Vo
8	NC	NC

Note:

* Unit is mm(inch).

Dual output


DSM-1 SERIES, 1WATT, 1KVDC, ISOLATED, UNREGULATED
TEMPERATURE PROFILE

NOTE
RECOMMENDED TEST AND APPLICATION CIRCUIT
SINGLE OUTPUT

DUAL OUTPUT


DSM-1 SERIES, 1WATT, 1KVDC, ISOLATED, UNREGULATED
NOTE
CAPACITOR SELECTION

INPUT VOLTAGE	C1	SINGLE OUTPUT	C2	DUAL OUTPUT	C2
3.3VDC	4.7 μ F	3.3VDC	10.0 μ F	\pm 5VDC	10.0 μ F
5VDC	4.7 μ F	5VDC	10.0 μ F	\pm 9VDC	4.7 μ F
12VDC	2.2 μ F	9VDC	4.7 μ F	\pm 12VDC	2.2 μ F
15VDC	2.2 μ F	12VDC	2.2 μ F	\pm 15VDC	1.0 μ F
24VDC	0.47 μ F	15VDC	1.0 μ F	\pm 24VDC	0.47 μ F
--	--	24VDC	0.47 μ F	--	--